


# CLIMAFLEX<sup>®</sup> SYSTEM

## Compatibility list fittings/valves



*Integrated insulation*



# BRUSE

Designation	Dimensions	Insulation shell	Note
Straightthrough valve 0500	DN15-DN50	CLIMAFLEX® SYSTEM KHV	
Straightthrough valve 0502	DN15-DN50	CLIMAFLEX® SYSTEM KHV	
Straightthrough valve 0590	DN15-DN20	CLIMAFLEX® SYSTEM KHV	
Freeflow system valve 0870	DN15-DN50	CLIMAFLEX® SYSTEM SSV	
Freeflow system valve 0871 Draining	DN15-DN50	CLIMAFLEX® SYSTEM SSV	■
Freeflow system valve 0880	DN15-DN50	CLIMAFLEX® SYSTEM SSV	
Freeflow system valve 0881 Draining	DN15-DN50	CLIMAFLEX® SYSTEM SSV	■
Freeflow valve 0800	DN15-DN50	CLIMAFLEX® SYSTEM SSV	
Freeflow valve 0810	DN15-DN50	CLIMAFLEX® SYSTEM SSV	■
Freeflow valve 0816	DN15-DN50	CLIMAFLEX® SYSTEM SSV	
Freeflow valve 0817	DN15-DN50	CLIMAFLEX® SYSTEM SSV	
Combined freeflow valve system with non-return valve 0872	DN15-DN50	CLIMAFLEX® SYSTEM SSV	
Combined freeflow valve system with non-return valve 0873 Draining	DN15-DN50	CLIMAFLEX® SYSTEM SSV	■
Combined freeflow valve system with non-return valve 0882	DN15-DN50	CLIMAFLEX® SYSTEM SSV	
Combined freeflow valve system with non-return valve 0883 Draining	DN15-DN50	CLIMAFLEX® SYSTEM SSV	■
Combined freeflow valve with non-return valve 0818	DN15-DN50	CLIMAFLEX® SYSTEM SSV	
Combined freeflow valve with non-return valve 0819	DN15-DN50	CLIMAFLEX® SYSTEM SSV	
Combined freeflow valve with non-return valve 0820	DN15-DN50	CLIMAFLEX® SYSTEM SSV	
Combined freeflow valve with non-return valve 0830	DN15-DN50	CLIMAFLEX® SYSTEM SSV	■
Piston valve 1000	DN15-DN50	CLIMAFLEX® SYSTEM KHV	
Piston valve 1001	DN15-DN50	CLIMAFLEX® SYSTEM KHV	■
Ball tap 2500	DN15-DN50	CLIMAFLEX® SYSTEM KHV	
Ball tap 2501	DN15-DN50	CLIMAFLEX® SYSTEM KHV	
Ball tap 2510	DN15-DN50	CLIMAFLEX® SYSTEM KHV	■
Ball tap 2511	DN15-DN50	CLIMAFLEX® SYSTEM KHV	■
Ball tap 2516	DN15-DN50	CLIMAFLEX® SYSTEM KHV	
Ball tap 2517	DN15-DN50	CLIMAFLEX® SYSTEM KHV	■
Ball tap 2540	DN15-DN50	CLIMAFLEX® SYSTEM KHV	
Ball tap 2541	DN15-DN50	CLIMAFLEX® SYSTEM KHV	■
Ball tap 2660	DN15-DN50	CLIMAFLEX® SYSTEM KHV	
Ball tap 2661	DN15-DN50	CLIMAFLEX® SYSTEM KHV	■
Ball taps with butterfly handle	DN15-DN32	CLIMAFLEX® SYSTEM KHV	■ ■
Multi-system UP 3617	DN15-DN20	CLIMAFLEX® SYSTEM KHV	
Multi-system UP 3618/3619	DN15-DN20	CLIMAFLEX® SYSTEM KHV	
Multi-system UP 3657	DN15-DN20	CLIMAFLEX® SYSTEM KHV	
Non-return valve 0840	DN15-DN50	CLIMAFLEX® SYSTEM SSV	
Non-return valve 0841	DN15-DN50	CLIMAFLEX® SYSTEM SSV	■
Non-return valve 0858 Draining	DN15-DN50	CLIMAFLEX® SYSTEM SSV	■
Non-return valve 0859 Draining	DN15-DN50	CLIMAFLEX® SYSTEM SSV	■
Non-return valve 0860	DN15-DN50	CLIMAFLEX® SYSTEM SSV	

Non-return valve 0861	DN15-DN50	CLIMAFLEX® SYSTEM SSV	
Check valve 0900	DN15-DN50	CLIMAFLEX® SYSTEM KHV	
Check valve 0940	DN15-DN50	CLIMAFLEX® SYSTEM SSV	
Check valve 0990	DN15-DN50	CLIMAFLEX® SYSTEM SSV	
Filter 0995	DN15-DN50	CLIMAFLEX® SYSTEM SSV	
Bevel valve 0700	DN15-DN50	CLIMAFLEX® SYSTEM SSV	
Bevel valve 0710	DN15-DN50	CLIMAFLEX® SYSTEM SSV	■
Bevel valve 0862	DN15-DN50	CLIMAFLEX® SYSTEM SSV	
Bevel valve 0864	DN15-DN50	CLIMAFLEX® SYSTEM SSV	■

■ Make opening for draining using a punch / ■ ■ Insulation shell must be adjusted slightly at the butterfly

## SEPPELFRICKE

Designation	Dimensions	Insulation shell	Note
Piston valve FLOW-RO RG 180.x	DN15-DN50	CLIMAFLEX® SYSTEM SSV	
Piston valve FLOW-RO RG 181.x	DN15-DN50	CLIMAFLEX® SYSTEM SSV	■
Piston valve FLOW-RO RG 195.x	DN15-DN50	CLIMAFLEX® SYSTEM SSV	■
Piston valve FLOW-RO RG 196.x	DN15-DN50	CLIMAFLEX® SYSTEM SSV	■
Commercial model 1301 green	DN15-DN50	CLIMAFLEX® SYSTEM SSV	■
Markt Model 1306 green with draining	DN15-DN50	CLIMAFLEX® SYSTEM SSV	■
Markt Model 1306 green	DN15-DN50	CLIMAFLEX® SYSTEM SSV	■
Markt Model 1326 green with draining	DN15-DN50	CLIMAFLEX® SYSTEM SSV	■
Markt Model 1331 green	DN15-DN50	CLIMAFLEX® SYSTEM SSV	■
Markt Model 1335 green with draining	DN15-DN50	CLIMAFLEX® SYSTEM SSV	■
Model 1201 DIN straight green	DN15-DN50	CLIMAFLEX® SYSTEM SSV	
Model 1206 DIN straight green with draining	DN15-DN50	CLIMAFLEX® SYSTEM SSV	■
Model 1402 bevelgreen	DN15-DN50	CLIMAFLEX® SYSTEM SSV	■
Model 1407 bevelgreen green with draining	DN15-DN50	CLIMAFLEX® SYSTEM SSV	■
Model 1432 freeflow valve green	DN15-DN50	CLIMAFLEX® SYSTEM SSV	■
Model 1437 freeflow valve green draining	DN15-DN50	CLIMAFLEX® SYSTEM SSV	■
Model 1502, combined freeflow valve with non-return valve green	DN15-DN50	CLIMAFLEX® SYSTEM SSV	
Model 1507, combined freeflow valve with non-return valve green with draining	DN15-DN50	CLIMAFLEX® SYSTEM SSV	■
Model 1502, combined freeflow valve with non-return valve green	DN15-DN50	CLIMAFLEX® SYSTEM SSV	■
Model 1551, non-return valve	DN15-DN50	CLIMAFLEX® SYSTEM SSV	■
Model 1551, non-return valve draining	DN15-DN50	CLIMAFLEX® SYSTEM SSV	■
Freeflow valve SPS-Press, model 4621	DN15-DN50	CLIMAFLEX® SYSTEM SSV	■
Combined freeflow valve with non-return valve SPS-Press, model 4726	DN15-DN50	CLIMAFLEX® SYSTEM SSV	■
Non-return valve SPS-Press, model 4776	DN15-DN50	CLIMAFLEX® SYSTEM SSV	■
Freeflow valve Tectite, model 4226.xx	DN15-DN50	CLIMAFLEX® SYSTEM SSV	■
Combined freeflow valve with non-return valve Tectite, model 4326.xx	DN15-DN50	CLIMAFLEX® SYSTEM SSV	■

■ Make opening for draining using a punch

## OVENTROP

Designation	Dimensions	Insulation shell	Note
Ball tap Optibal (all versions)	DN15-DN50	CLIMAFLEX® SYSTEM KHV	
Gate valve DIN 3352	DN15-DN50	CLIMAFLEX® SYSTEM KHV	■
Gate valve, commercial model	DN15-DN50	CLIMAFLEX® SYSTEM KHV	■
Solder gate valve	DN15-DN50	CLIMAFLEX® SYSTEM KHV	
Screw stop globe valves DIN 3844 1052xx	DN15-DN50	CLIMAFLEX® SYSTEM KHV	
Filter 112x/10680x	DN15-DN50	CLIMAFLEX® SYSTEM SSV	
Bevel valves 10500xx	DN15-DN50	CLIMAFLEX® SYSTEM SSV	■ ■
Bevel valves PN 16 10502xx	DN15-DN50	CLIMAFLEX® SYSTEM SSV	
Regulating valve 1065xx	DN15-DN50	CLIMAFLEX® SYSTEM SSV	
Regulating valve 1066xx	DN15-DN50	CLIMAFLEX® SYSTEM SSV	
Flap valve 1075	DN15-DN50	CLIMAFLEX® SYSTEM KHV	
Check valve 1072	DN15-DN50	CLIMAFLEX® SYSTEM SSV	
Hydrocontrol 1060xx	DN15-DN50	CLIMAFLEX® SYSTEM SSV	■ ■

■ The opening must be adjusted slightly with a knife / ■ ■ The opening must be adjusted slightly with a knife

## KEMPER

Designation	Dimensions	Insulation shell	Note
Figure 078 throttle valve	DN15-DN50	CLIMAFLEX® SYSTEM SSV	■
Figure 145	DN15-DN50	CLIMAFLEX® SYSTEM SSV	
Figure 173	DN15-DN50	CLIMAFLEX® SYSTEM SSV	■
Figure 190	DN15-DN50	CLIMAFLEX® SYSTEM SSV	■
Figure 141-143 Multi-Therm	DN15-DN50	CLIMAFLEX® SYSTEM ZV	

■ Make opening for draining using a punch

## BENDER

Designation	Dimensions	Insulation shell	Note
Freeflow valve 15xxx	DN15-DN50	CLIMAFLEX® SYSTEM SSV	
Screw stop globe valve, model 13xxx	DN15-DN50	CLIMAFLEX® SYSTEM KHV	
Screw stop globe valve, model 14xxx	DN15-DN50	CLIMAFLEX® SYSTEM KHV	
Combined freeflow valve with non-return valve 22xxx	DN15-DN50	CLIMAFLEX® SYSTEM SSV	
Combined freeflow valve with non-return valve 26xxx	DN15-DN50	CLIMAFLEX® SYSTEM SSV	
Combined freeflow valve with non-return valve 35xxx	DN15-DN50	CLIMAFLEX® SYSTEM SSV	■

■ The insulating shell must be adjusted slightly at the thread werden

## HEIMEIER

Designation	Dimensions	Insulation shell	Note
Globo D, drinking water ball tap	DN15-DN50	CLIMAFLEX® SYSTEM KHV	■
Globo H, heating ball tap	DN15-DN50	CLIMAFLEX® SYSTEM KHV	
Globo PS	DN15-DN50	CLIMAFLEX® SYSTEM KHV	
Globo P, pump ball tap	DN15-DN50	CLIMAFLEX® SYSTEM KHV	

■ Make opening for draining using a punch

# HONEYWELL

Designation	Dimensions	Insulation shell	Note
Kombi 2 Pluspressure regulator	DN15-DN50	CLIMAFLEX® SYSTEM SSV	■
Brass ball tap Stop-Ball	DN15-DN50	CLIMAFLEX® SYSTEM KHV	
Bevel cutoff valve with pilot valve	DN15-DN50	CLIMAFLEX® SYSTEM SSV	
Alwa-KFR (red), freeflow/check valve	DN15-DN50	CLIMAFLEX® SYSTEM SSV	
ALWA Kombi-4	DN15-DN50	CLIMAFLEX® SYSTEM SSV	■ ■
ALWA-R	DN15-DN50	CLIMAFLEX® SYSTEM SSV	
ALWA bevel freeflow valve (green)	DN15-DN50	CLIMAFLEX® SYSTEM SSV	




■ Make openings for manometric cylinders using a punch / ■ ■ Order the insulating shell one nominal width smaller or adapt it in situ

# JRG

Designation	Dimensions	Insulation shell	Note
Ball tap 60xx	DN15-DN50	CLIMAFLEX® SYSTEM KHV	
LegioStop screw stop globe valve 53xx	DN15-DN50	CLIMAFLEX® SYSTEM KHV	
LegioStop combined freeflow valve with non-return valve52xx	DN15-DN50	CLIMAFLEX® SYSTEM SSV	
LegioStop bevel valve 52xx	DN15-DN50	CLIMAFLEX® SYSTEM SSV	
Needle valve 6335	DN15-DN50	CLIMAFLEX® SYSTEM KHV	
Non-return valve 16xx	DN15-DN50	CLIMAFLEX® SYSTEM SSV	
Bevel valve 50xx	DN15-DN50	CLIMAFLEX® SYSTEM SSV	

Because of the flexibility of the polyethylene foam and the greater thickness of the insulation, certain insulating shells must be adjusted using a knife and/or punch

## Range of products

Code	Description	Type	Units per carton	
IPVCCS0150	CLIMAFLEX® SYSTEM SSV	DN 15	20	
IPVCCS0200	CLIMAFLEX® SYSTEM SSV	DN 20	20	
IPVCCS0250	CLIMAFLEX® SYSTEM SSV	DN 25	15	
IPVCCS0320	CLIMAFLEX® SYSTEM SSV	DN 32	10	
IPVCCS0400	CLIMAFLEX® SYSTEM SSV	DN 40	5	
IPVCCS0500	CLIMAFLEX® SYSTEM SSV	DN 50	4	
IPVCKK0150	CLIMAFLEX® SYSTEM KHV	DN 15	15	
IPVCKK0200	CLIMAFLEX® SYSTEM KHV	DN 20	10	
IPVCKK0250	CLIMAFLEX® SYSTEM KHV	DN 25	10	
IPVCKK0320	CLIMAFLEX® SYSTEM KHV	DN 32	9	
IPVCKK0400	CLIMAFLEX® SYSTEM KHV	DN 40	12	
IPVCCZ0150	CLIMAFLEX® SYSTEM ZV	DN 15	10	
IPVCCZ0200	CLIMAFLEX® SYSTEM ZV	DN 20	9	
IPVCCZ0250	CLIMAFLEX® SYSTEM ZV	DN 25	5	

[www.nmc.eu](http://www.nmc.eu)

**NMC sa**

Gert-Noël-Str. – 4731 Eynatten – Belgium

Phone : +32 87 85 85 00

Fax: +32 87 85 83 55

[info@nmc.be](mailto:info@nmc.be)

