



AEROFLEX®

(ht)

MATERIAL	AEROFLEX® (ht) is a highly flexible, closed-cell insulation based on high temperatureresistant EPDM.	
LENGTH	2 m	
THERMAL CONDUCTIVITY (EN ISO 8497)	0,036 W/mK at 0 °C 0,037 W/mK at 10 °C 0,038 W/mK at 40 °C	
TEMPERATURE RANGE (EN 14707)	-50 °C to 150 °C (continuous operation – Peak usage up to 175 °C) Flexible down to -50 °C, but can be used up to -200 °C	
FIRE PERFORMANCE (EN 13501-1)	C _t -s2,d0	
WATER VAPOUR DIFFUSION RESISTANCE (EN 13469)	≥ 3.000 μ	
APPLICATION AREA	Thermal solar module Industry Air conditioning Shipbuilding	High temperatures Heating and plumbing Cooling systems

ADVANTAGES

- Resistant to high temperatures
- Resistance to weather, UV and ozone
- Due to the very good thermal insulation properties, the energy input for the operation of air-conditioning and refrigeration systems as well as sanitary and heating installations can be significantly reduced
- Improvement of the economic and ecological efficiency of the entire unit
- UL Certification
- Ship approval

See website for Declaration of performance: www.nmc-insulation.com



NMC (UK) LTD.

Tafarnaubach Industrial Estate · UK-NP22 3AA Tredegar, South Wales

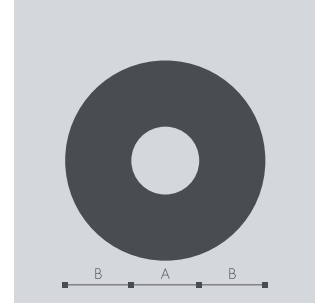
Phone: +44 1495 713266 · Fax: +44 1495 713277

Email: enquiries@nmc-uk.com

www.nmc-insulation.com

PRODUCT RANGE

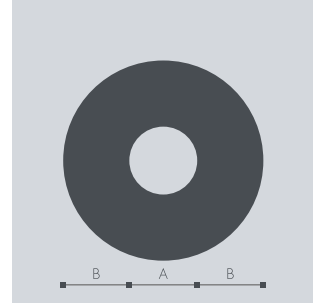
AEROFLEX® (ht)



Type	Copper CU		Steel FE			Synthetics MSV & PEX	A mm	B mm	Pkg unit m
	NW DN	Outer Ø mm	NW DN	Outer Ø mm	inch	Outer Ø mm			
6 x 6	4	6	-	-	-	-	6	6	360
8 x 6	-	8	-	-	-	-	8	6	320
10 x 6	8	10	6	10,2	1/8	-	10	6	280
12 x 6	10	12	-	-	-	-	12	6	220
15 x 6	10	15	8	13,5	1/4	-	15	6	160
18 x 6	15	18	10	17,2	3/8	16	18	6	140
22 x 6	20	22	15	21,3	1/2	20	22	6	140
25 x 6	25	28	20	26,9	3/4	25	25	6	120
28 x 6	25	28	20	26,9	3/4	28	28	6	100
32 x 6	-	-	-	-	1	32	32	6	80
35 x 6	32	35	25	33,7	1	32	35	6	80
42 x 6	40	42	32	42,4	1 1/4	40	42	6	60
45 x 6	-	-	40	48,3	1 1/2	-	45	6	56
48 x 6	-	-	40	48,3	1 1/2	40,2	48	6	48
6 x 9	4	6	-	-	-	-	6	9	264
8 x 9	-	8	-	-	-	-	8	9	220
10 x 9	8	10	6	10,2	1/8	-	10	9	220
12 x 9	10	12	-	-	-	-	12	9	168
15 x 9	10	15	8	13,5	1/4	-	15	9	140
18 x 9	15	18	10	17,2	3/8	16	18	9	120
22 x 9	20	22	15	21,3	1/2	20	22	9	108
25 x 9	25	28	20	26,9	3/4	25	25	9	88
28 x 9	25	28	20	26,9	3/4	25	28	9	72
32 x 9	-	-	-	-	1	32	32	9	68
35 x 9	32	35	25	33,7	1	32	35	9	64
42 x 9	40	42	32	42,4	1 1/4	40	42	9	56
45 x 9	-	-	40	48,3	1 1/2	-	45	9	48
48 x 9	-	-	40	48,3	1 1/2	40,2	48	9	40
54 x 9	50	54	-	54	-	50	54	9	36
57 x 9	-	-	-	-	-	-	57	9	36

PRODUCT RANGE

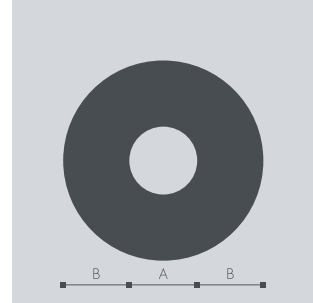
AEROFLEX® | (ht)



Type	Copper CU		Steel FE			Synthetics MSV & PEX	A mm	B mm	Pkg unit m
	NW DN	Outer Ø mm	NW DN	Outer Ø mm	Outer Ø inch	Outer Ø mm			
60 x 9	-	-	50	60,3	2	-	60	9	36
64 x 9	-	64	-	63,5	-	63	64	9	32
70 x 9	-	-	-	-	-	-	70	9	20
76 x 9	65	76,1	65	76,1	2 1/2	-	76	9	20
90 x 9	-	-	-	-	-	-	90	9	16
102 x 9	-	-	-	101,6	3 1/2	-	102	9	16
109 x 9	-	-	-	-	-	-	109	9	12
115 x 9	-	-	-	-	-	-	115	9	12
125 x 9	-	-	-	125	-	-	125	9	12
130 x 9	-	-	-	-	-	-	130	9	8
140 x 9	-	-	125	139,7	5	-	140	9	8
165 x 9	-	-	-	-	-	-	165	9	8
6 x 13	4	6	-	-	-	-	6	13	160
8 x 13	-	8	-	-	-	-	8	13	140
10 x 13	8	10	6	10,2	1/8	-	10	13	140
12 x 13	10	12	-	-	-	-	12	13	120
15 x 13	10	15	8	13,5	1/4	-	15	13	100
18 x 13	15	18	10	17,2	3/8	16	18	13	80
22 x 13	20	22	15	21,3	1/2	20	22	13	64
25 x 13	25	28	20	26,9	3/4	25	25	13	60
28 x 13	25	28	20	26,9	3/4	25	28	13	56
32 x 13	-	-	-	-	1	32	32	13	48
35 x 13	32	35	25	33,7	1	32	35	13	40
42 x 13	40	42	32	42,4	1 1/4	40	42	13	36
45 x 13	-	-	40	48,3	1 1/2	-	45	13	36
48 x 13	-	-	40	48,3	1 1/2	40,2	48	13	32
54 x 13	50	54	-	54	-	50	54	13	28
57 x 13	-	-	-	-	-	-	57	13	28
60 x 13	-	-	50	60,3	2	-	60	13	24
64 x 13	-	64	-	63,5	-	63	64	13	20

PRODUCT RANGE

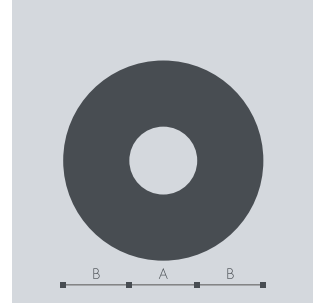
AEROFLEX® | (ht)



Type	Copper CU		Steel FE			Synthetics MSV & PEX	A mm	B mm	Pkg unit m
	NW DN	Outer Ø mm	NW DN	Outer Ø mm	inch	Outer Ø mm			
70 x 13	-	-	-	-	-	-	70	13	20
76 x 13	65	76,1	65	76,1	2 1/2	-	76	13	16
90 x 13	-	-	-	-	-	-	90	13	16
102 x 13	-	-	-	101,6	3 1/2	-	102	13	16
109 x 13	-	-	-	-	-	-	109	13	12
115 x 13	-	-	-	-	-	-	115	13	12
125 x 13	-	-	-	125	-	-	125	13	8
130 x 13	-	-	-	-	-	-	130	13	8
140 x 13	-	-	125	139,7	5	-	140	13	8
165 x 13	-	-	-	-	-	-	165	13	8
6 x 19	4	6	-	-	-	-	6	19	64
8 x 19	-	8	-	-	-	-	8	19	64
10 x 19	8	10	6	10,2	1/8	-	10	19	64
12 x 19	10	12	-	-	-	-	12	19	64
15 x 19	10	15	8	13,5	1/4	-	15	19	56
18 x 19	15	18	10	17,2	3/8	16	18	19	48
22 x 19	20	22	15	21,3	1/2	20	22	19	40
25 x 19	25	28	20	26,9	3/4	25	25	19	36
28 x 19	25	28	20	26,9	3/4	25	28	19	36
32 x 19	-	-	-	-	1	32	32	19	36
35 x 19	32	35	25	33,7	1	32	35	19	32
42 x 19	40	42	32	42,4	1 1/4	40	42	19	24
45 x 19	-	-	40	48,3	1 1/2	-	45	19	20
48 x 19	-	-	40	48,3	1 1/2	40,2	48	19	20
54 x 19	50	54	-	54	-	50	54	19	16
57 x 19	-	-	-	-	-	-	57	19	16
60 x 19	-	-	50	60,3	2	-	60	19	16
64 x 19	-	64	-	63,5	-	63	64	19	16
70 x 19	-	-	-	-	-	-	70	19	12
76 x 19	65	76,1	65	76,1	2 1/2	-	76	19	12

PRODUCT RANGE

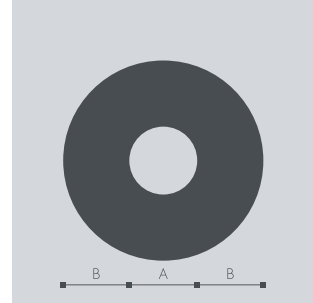
AEROFLEX® (ht)



Type	Copper CU		Steel FE			Synthetics MSV & PEX	A mm	B mm	Pkg unit m
	NW DN	Outer Ø mm	NW DN	Outer Ø mm	inch	Outer Ø mm			
90 x 19	-	-	-	-	-	-	90	19	12
102 x 19	-	-	-	101,6	3 1/2	-	102	19	8
109 x 19	-	-	-	-	-	-	109	19	8
115 x 19	-	-	-	-	-	-	115	19	8
125 x 19	-	-	-	125	-	-	125	19	8
130 x 19	-	-	-	-	-	-	130	19	8
140 x 19	-	-	125	139,7	5	-	140	19	8
165 x 19	-	-	-	-	-	-	165	19	4
6 x 25	4	6	-	-	-	-	6	25	48
10 x 25	8	10	6	10,2	1/8	-	10	25	48
12 x 25	10	12	-	-	-	-	12	25	40
15 x 25	10	15	8	13,5	1/4	-	15	25	36
18 x 25	15	18	10	17,2	3/8	16	18	25	36
22 x 25	20	22	15	21,3	1/2	20	22	25	32
25 x 25	25	28	20	26,9	3/4	25	25	25	24
28 x 25	25	28	20	26,9	3/4	25	28	25	24
32 x 25	-	-	-	-	1	32	32	25	24
35 x 25	32	35	25	33,7	1	32	35	25	20
42 x 25	40	42	32	42,4	1 1/4	40	42	25	16
45 x 25	-	-	40	48,3	1 1/2	-	45	25	16
48 x 25	-	-	40	48,3	1 1/2	40,2	48	25	16
54 x 25	50	54	-	54	-	50	54	25	16
57 x 25	-	-	-	-	-	-	57	25	16
60 x 25	-	-	50	60,3	2	-	60	25	12
64 x 25	-	64	-	63,5	-	63	64	25	12
70 x 25	-	-	-	-	-	-	70	25	16
76 x 25	65	76,1	65	76,1	2 1/2	-	76	25	16
90 x 25	-	-	-	-	-	-	90	25	12
102 x 25	-	-	-	101,6	3 1/2	-	102	25	12
109 x 25	-	-	-	-	-	-	109	25	12

PRODUCT RANGE

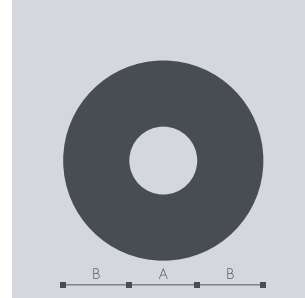
AEROFLEX® (ht)



Type	Copper CU		Steel FE			Synthetics MSV & PEX	A mm	B mm	Pkg unit m
	NW DN	Outer Ø mm	NW DN	Outer Ø mm	inch	Outer Ø mm			
115 x 25	-	-	-	-	-	-	115	25	10
130 x 25	-	-	-	-	-	-	130	25	8
140 x 25	-	-	125	139,7	5	-	140	25	8
165 x 25	-	-	-	-	-	-	165	25	6
15 x 32	10	15	8	13,5	1/4	-	15	32	28
18 x 32	15	18	10	17,2	3/8	16	18	32	24
22 x 32	20	22	15	21,3	1/2	20	22	32	24
25 x 32	25	28	20	26,9	3/4	25	25	32	20
28 x 32	25	28	20	26,9	3/4	25	28	32	16
32 x 32	-	-	-	-	1	32	32	32	16
35 x 32	32	35	25	33,7	1	32	35	32	16
42 x 32	40	42	32	42,4	1 1/4	40	42	32	16
45 x 32	-	-	40	48,3	1 1/2	-	45	32	16
48 x 32	-	-	40	48,3	1 1/2	40,2	48	32	12
54 x 32	50	54	-	54	-	50	54	32	12
57 x 32	-	-	-	-	-	-	57	32	12
60 x 32	-	-	50	60,3	2	-	60	32	8
64 x 32	-	64	-	63,5	-	63	64	32	8
70 x 32	-	-	-	-	-	-	70	32	12
76 x 32	65	76,1	65	76,1	2 1/2	-	76	32	12
90 x 32	-	-	-	-	-	-	90	32	12
102 x 32	-	-	-	101,6	3 1/2	-	102	32	4
109 x 32	-	-	-	-	-	-	109	32	4
115 x 32	-	-	-	-	-	-	115	32	4
130 x 32	-	-	-	-	-	-	130	32	6
140 x 32	-	-	125	139,7	5	-	140	32	6
165 x 32	-	-	-	-	-	-	165	32	4
15 x 38	10	15	8	13,5	1/4	-	15	38	16
18 x 38	15	18	10	17,2	3/8	16	18	38	16
22 x 38	20	22	15	21,3	1/2	20	22	38	16

PRODUCT RANGE

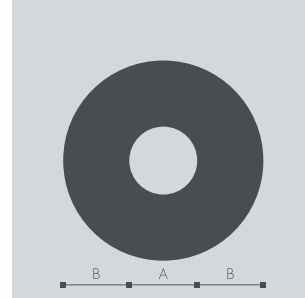
AEROFLEX® (ht)



Type	Copper CU		Steel FE			Synthetics MSV & PEX	A mm	B mm	Pkg unit m
	NW DN	Outer Ø mm	NW DN	Outer Ø mm inch		Outer Ø mm			
25 x 38	25	28	20	26,9	3/4	25	25	38	16
28 x 38	25	28	20	26,9	3/4	25	28	38	16
32 x 38	-	-	-	-	1	32	32	38	16
35 x 38	32	35	25	33,7	1	32	35	38	12
42 x 38	40	42	32	42,4	1 1/4	40	42	38	12
45 x 38	-	-	40	48,3	1 1/2	-	45	38	12
48 x 38	-	-	40	48,3	1 1/2	40,2	48	38	12
54 x 38	50	54	-	54	-	50	54	38	8
57 x 38	-	-	-	-	-	-	57	38	8
60 x 38	-	-	50	60,3	2	-	60	38	8
64 x 38	-	64	-	63,5	-	63	64	38	8
70 x 38	-	-	-	-	-	-	70	38	6
76 x 38	65	76,1	65	76,1	2 1/2	-	76	38	6
90 x 38	-	-	-	-	-	-	90	38	10
102 x 38	-	-	-	101,6	3 1/2	-	102	38	4
109 x 38	-	-	-	-	-	-	109	38	6
115 x 38	-	-	-	-	-	-	115	38	6
130 x 38	-	-	-	-	-	-	130	38	4
140 x 38	-	-	125	139,7	5	-	140	38	4
165 x 38	-	-	-	-	-	-	165	38	4
22 x 50	20	22	15	21,3	1/2	20	22	50	8
25 x 50	25	28	20	26,9	3/4	25	25	50	8
28 x 50	25	28	20	26,9	3/4	25	28	50	8
32 x 50	-	-	-	-	1	32	32	50	8
35 x 50	32	35	25	33,7	1	32	35	50	8
42 x 50	40	42	32	42,4	1 1/4	40	42	50	8
45 x 50	-	-	40	48,3	1 1/2	-	45	50	8
48 x 50	-	-	40	48,3	1 1/2	40,2	48	50	6
54 x 50	50	54	-	54	-	50	54	50	6
57 x 50	-	-	-	-	-	-	57	50	6

PRODUCT RANGE

AEROFLEX® | (ht)



Type	Copper CU		Steel FE			Synthetics MSV & PEX	A mm	B mm	Pkg unit m
	NW DN	Outer Ø mm	NW DN	Outer Ø mm	inch	Outer Ø mm			
60 x 50	-	-	50	60,3	2	-	60	50	6
64 x 50	-	64	-	63,5	-	63	64	50	6
70 x 50	-	-	-	-	-	-	70	50	4
76 x 50	65	76,1	65	76,1	2 1/2	-	76	50	4
90 x 50	-	-	-	-	-	-	90	50	4
102 x 50	-	-	-	101,6	3 1/2	-	102	50	4
109 x 50	-	-	-	-	-	-	109	50	4
115 x 50	-	-	-	-	-	-	115	50	4
130 x 50	-	-	-	-	-	-	130	50	4
140 x 50	-	-	125	139,7	5	-	140	50	4
165 x 50	-	-	-	-	-	-	165	50	4