



# INSUL-TUBE®

<b>MATERIAL</b>	INSUL-TUBE® is a flexible insulation material made of closed cell foam based on rubber.	
<b>LENGTH</b>	2 m	
<b>THERMAL CONDUCTIVITY (EN ISO 8497)</b>	6 - 25 mm 0,033 W/mK at -30 °C 0,034 W/mK at 0 °C 0,038 W/mK at 40 °C 0,041 W/mK at 70 °C	32 - 60 mm 0,031 W/mK at -30 °C 0,035 W/mK at 0 °C 0,040 W/mK at 40 °C 0,043 W/mK at 70 °C
<b>TEMPERATURE RANGE (EN 14707)</b>	-30 °C to +110 °C	
<b>FIRE PERFORMANCE (EN 13501-1)</b>	B <sub>1</sub> s3d0	
<b>WATER VAPOUR DIFFUSION RESISTANCE (EN 13469)</b>	≤ 25 mm: 10.000 μ ≥ 32 mm: 7.000 μ	
<b>APPLICATION AREA</b>	Heating and plumbing Cooling systems	Air conditioning Ship approval

## ADVANTAGES

- Due to the very good thermal insulation properties, the energy input for the operation of air-conditioning and refrigeration systems as well as sanitary and heating installations can be significantly reduced
- Improvement of the economic and ecological efficiency of the entire unit
- Prevention of condensation
- Sound absorbing insulation for acoustic comfort

See website for Declaration of performance: [www.nmc-insulation.com](http://www.nmc-insulation.com)



## NMC (UK) LTD.

Tafarnaubach Industrial Estate · UK-NP22 3AA Tredegar, South Wales

Phone: +44 1495 713266 · Fax: +44 1495 713277

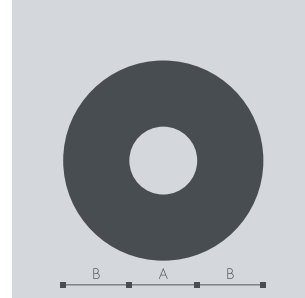
Email: [enquiries@nmc-uk.com](mailto:enquiries@nmc-uk.com)

[www.nmc-insulation.com](http://www.nmc-insulation.com)



# PRODUCT RANGE

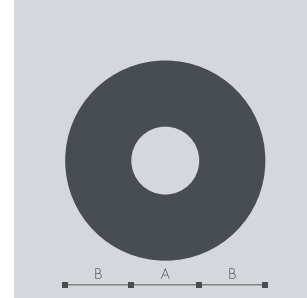
## INSUL-TUBE®



Type	Copper CU		Steel FE			Synthetics MSV & PEX	A mm	B mm	Pkg unit m
	NW DN	Outer Ø mm	NW DN	Outer Ø mm	Outer Ø inch	Outer Ø mm			
6 x 6	4	6	-	-	-	-	6	6	500
8 x 6	6	8	-	-	-	-	8	6	480
10 x 6	8	10	6	10,2	1/8	-	10	6	430
12 x 6	10	12	-	-	-	-	12	6	350
15 x 6	10	15	8	13,5	1/4	-	15	6	300
18 x 6	15	18	10	17,2	3/8	16	18	6	280
22 x 6	20	22	15	21,3	1/2	20	22	6	216
28 x 6	25	28	20	26,9	3/4	25	28	6	150
35 x 6	32	35	25	33,7	1	32	35	6	120
6 x 9	4	6	-	-	-	-	6	9	330
8 x 9	6	8	-	-	-	-	8	9	310
10 x 9	8	10	6	10,2	1/8	-	10	9	290
12 x 9	10	12	-	-	-	-	12	9	250
15 x 9	10	15	8	13,5	1/4	-	15	9	212
18 x 9	15	18	10	17,2	3/8	16	18	9	160
22 x 9	20	22	15	21,3	1/2	20	22	9	140
25 x 9	20	25	-	25	3/4	25	25	9	130
28 x 9	25	28	20	26,9	3/4	25	28	9	124
35 x 9	32	35	25	33,7	1	32	35	9	92
42 x 9	40	42	32	42,4	1 1/4	40	42	9	70
48 x 9	-	-	40	48,3	1 1/2	-	48	9	60
54 x 9	50	54	-	54	-	50	54	9	60
60 x 9	-	-	50	60,3	2	-	60	9	60
64 x 9	-	64	-	63,5	-	63	64	9	54
76 x 9	65	76,1	65	76,1	2 1/2	-	76	9	54

# PRODUCT RANGE

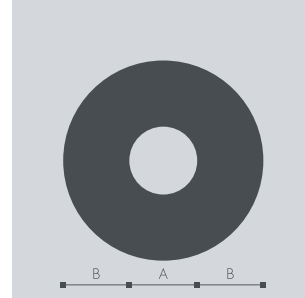
## INSUL-TUBE®



Type	Copper CU		Steel FE			Synthetics MSV & PEX	A mm	B mm	Pkg unit m
	NW DN	Outer Ø mm	NW DN	Outer Ø mm	Outer Ø inch	Outer Ø mm			
89 x 9	80	88,9	80	88,9	3	-	89	9	36
102 x 9	-	-	-	101,6	3 1/2	-	102	9	28
108 x 9	100	108	-	108	-	-	108	9	28
114 x 9	100	114	100	114,3	4	-	114	9	28
6 x 13	4	6	-	-	-	-	6	13	240
10 x 13	8	10	6	10,2	1/8	-	10	13	190
12 x 13	10	12	-	-	-	-	12	13	172
15 x 13	10	15	8	13,5	1/4	-	15	13	140
18 x 13	15	18	10	17,2	3/8	16	18	13	130
20 x 13	15	19	-	-	1/2	20	20	13	110
22 x 13	20	22	15	21,3	1/2	20	22	13	98
25 x 13	20	25	-	25	3/4	25	25	13	92
28 x 13	25	28	20	26,9	3/4	25	28	13	86
32 x 13	-	-	-	-	1	32	32	13	76
35 x 13	32	35	25	33,7	1	32	35	13	76
40 x 13	-	-	-	-	-	-	40	13	56
42 x 13	40	42	32	42,4	1 1/4	40	42	13	56
48 x 13	-	-	40	48,3	1 1/2	-	48	13	48
50 x 13	-	-	-	-	-	-	50	13	46
54 x 13	50	54	-	54	-	50	54	13	46
60 x 13	-	-	50	60,3	2	-	60	13	40
64 x 13	-	64	-	63,5	-	63	64	13	40
67 x 13	-	-	-	-	-	-	67	13	40
76 x 13	65	76,1	65	76,1	2 1/2	-	76	13	34
80 x 13	-	80	-	-	-	-	80	13	30

# PRODUCT RANGE

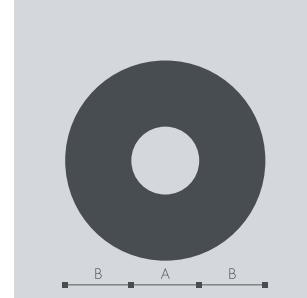
## INSUL-TUBE®



Type	Copper CU		Steel FE			Synthetics MSV & PEX	A mm	B mm	Pkg unit m
	NW DN	Outer Ø mm	NW DN	Outer Ø mm	Outer Ø inch	Outer Ø mm			
89 x 13	80	88,9	80	88,9	3	-	89	13	30
102 x 13	-	-	-	101,6	3 1/2	-	102	13	30
108 x 13	100	108	-	108	-	-	108	13	28
114 x 13	100	114	100	114,3	4	-	114	13	28
125 x 13	-	-	-	125	-	-	125	13	20
133 x 13	125	133	125	133	-	-	133	13	18
160 x 13	150	159	-	160	-	-	160	13	16
10 x 19	8	10	6	10,2	1/8	-	10	19	106
12 x 19	10	12	-	-	-	-	12	19	100
15 x 19	10	15	8	13,5	1/4	-	15	19	86
18 x 19	15	18	10	17,2	3/8	16	18	19	78
20 x 19	15	19	-	-	1/2	20	20	19	76
22 x 19	20	22	15	21,3	1/2	20	22	19	74
25 x 19	20	25	-	25	3/4	25	25	19	60m
28 x 19	25	28	20	26,9	3/4	25	28	19	58
32 x 19	-	-	-	-	1	32	32	19	54
35 x 19	32	35	25	33,7	1	32	35	19	48
40 x 19	-	-	-	-	-	-	40	19	40
42 x 19	40	42	32	42,4	1 1/4	40	42	19	40
48 x 19	-	-	40	48,3	1 1/2	-	48	19	30
50 x 19	-	-	-	-	-	-	50	19	30
54 x 19	50	54	-	54	-	50	54	19	30
60 x 19	-	-	50	60,3	2	-	60	19	28
64 x 19	-	64	-	63,5	-	63	64	19	28
67 x 19	-	-	-	-	-	-	67	19	28

# PRODUCT RANGE

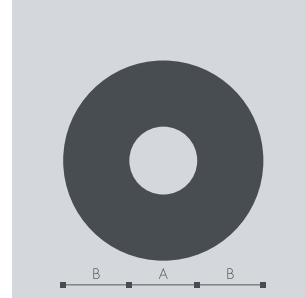
## INSUL-TUBE®



Type	Copper CU		Steel FE			Synthetics MSV & PEX	A mm	B mm	Pkg unit m
	NW DN	Outer Ø mm	NW DN	Outer Ø mm	Outer Ø inch	Outer Ø mm			
76 x 19	65	76,1	65	76,1	2 1/2	-	76	19	28
80 x 19	-	80	-	-	-	-	80	19	26
89 x 19	80	88,9	80	88,9	3	-	89	19	22
102 x 19	-	-	-	101,6	3 1/2	-	102	19	20
108 x 19	100	108	-	108	-	-	108	19	20
114 x 19	100	114	100	114,3	4	-	114	19	18
125 x 19	-	-	-	125	-	-	125	19	18
133 x 19	125	133	125	133	-	-	133	19	12
140 x 19	-	-	125	139,7	5	-	140	19	10
160 x 19	150	159	-	160	-	-	160	19	8
10 x 25	8	10	6	10,2	1/8	-	10	25	60
12 x 25	10	12	-	-	-	-	12	25	50
15 x 25	10	15	8	13,5	1/4	-	15	25	50
18 x 25	15	18	10	17,2	3/8	16	18	25	50
20 x 25	15	19	-	-	1/2	20	20	25	50
22 x 25	20	22	15	21,3	1/2	20	22	25	42
25 x 25	20	25	-	25	3/4	25	25	25	40
28 x 25	25	28	20	26,9	3/4	25	28	25	40
32 x 25	-	-	-	-	1	32	32	25	36
35 x 25	32	35	25	33,7	1	32	35	25	32
42 x 25	40	42	32	42,4	1 1/4	40	42	25	24
48 x 25	-	-	40	48,3	1 1/2	-	48	25	24
54 x 25	50	54	-	54	-	50	54	25	22
60 x 25	-	-	50	60,3	2	-	60	25	22
64 x 25	-	64	-	63,5	-	63	64	25	18

# PRODUCT RANGE

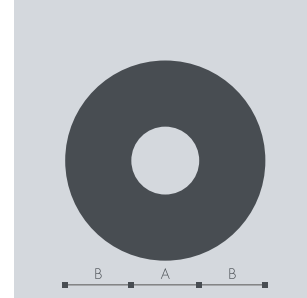
## INSUL-TUBE®



Type	Copper CU		Steel FE			Synthetics MSV & PEX	A mm	B mm	Pkg unit m
	NW DN	Outer Ø mm	NW DN	Outer Ø mm	Outer Ø inch	Outer Ø mm			
67 x 25	-	-	-	-	-	-	67	25	18
70 x 25	-	70	-	70	-	-	70	25	18
76 x 25	65	76,1	65	76,1	2 1/2	-	76	25	18
89 x 25	80	88,9	80	88,9	3	-	89	25	14
102 x 25	-	-	-	101,6	3 1/2	-	102	25	12
108 x 25	100	108	100	108	-	-	108	25	10
114 x 25	100	114	100	114,3	4	-	114	25	10
125 x 25	-	-	-	125	-	-	125	25	8
133 x 25	125	133	125	133	-	-	133	25	8
140 x 25	-	-	125	139,7	5	-	140	25	6
160 x 25	150	159	-	160	-	-	160	25	4
12 x 32	10	12	-	-	-	-	12	32	36
15 x 32	10	15	8	13,5	1/4	-	15	32	32
18 x 32	15	18	10	17,2	3/8	16	18	32	32
22 x 32	20	22	15	21,3	1/2	20	22	32	26
25 x 32	20	25	-	25	3/4	25	25	32	26
28 x 32	25	28	20	26,9	3/4	25	28	32	24
32 x 32	-	-	-	-	1	32	32	32	24
35 x 32	32	35	25	33,7	1	32	35	32	24
42 x 32	40	42	32	42,4	1 1/4	40	42	32	18
48 x 32	-	-	40	48,3	1 1/2	-	48	32	18
54 x 32	50	54	-	54	-	50	54	32	16
60 x 32	-	-	50	60,3	2	-	60	32	16
64 x 32	-	63	-	63,5	-	63	64	32	14
67 x 32	-	-	-	-	-	-	67	32	14

# PRODUCT RANGE

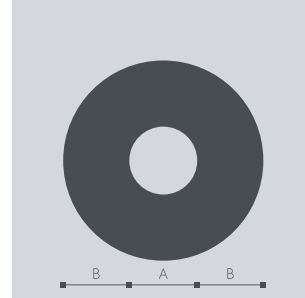
## INSUL-TUBE®



Type	Copper CU		Steel FE			Synthetics MSV & PEX	A mm	B mm	Pkg unit m
	NW DN	Outer Ø mm	NW DN	Outer Ø mm	Outer Ø inch	Outer Ø mm			
70 x 32	-	70	-	70	-	-	70	32	14
76 x 32	65	76,1	65	76,1	2 1/2	-	76	32	12
80 x 32	-	80	-	-	-	-	80	32	12
89 x 32	80	88,9	80	88,9	3	-	89	32	10
102 x 32	-	-	-	101,6	3 1/2	-	102	32	10
108 x 32	100	108	-	108	-	-	108	32	8
114 x 32	100	114	100	114,3	4	-	114	32	8
125 x 32	-	-	-	125	-	-	125	32	6
133 x 32	125	133	125	133	-	-	133	32	6
140 x 32	-	-	125	139,7	5	-	140	32	6
160 x 32	150	159	-	160	-	-	160	32	4
18 x 40	15	18	10	17,2	3/8	16	18	40	22
22 x 40	20	22	15	21,3	1/2	20	22	40	22
28 x 40	25	28	20	26,9	3/4	25	28	40	16
32 x 40	-	-	-	-	1	32	32	40	16
35 x 40	32	35	25	33,7	1	32	35	40	12
42 x 40	40	42	32	42,4	1 1/4	40	42	40	12
48 x 40	-	-	40	48,3	1 1/2	-	48	40	12
54 x 40	50	54	-	54	-	50	54	40	10
60 x 40	-	-	50	60,3	2	-	60	40	10
64 x 40	-	63	-	63,5	-	63	64	40	10
70 x 40	-	70	-	70	-	-	70	40	10
76 x 40	65	76,1	65	76,1	2 1/2	-	76	40	10
80 x 40	-	-	-	-	-	-	80	40	10
89 x 40	80	88,9	80	88,9	3	-	89	40	8

# PRODUCT RANGE

## INSUL-TUBE®



Type	Copper CU		Steel FE			Synthetics MSV & PEX	A mm	B mm	Pkg unit m
	NW DN	Outer Ø mm	NW DN	Outer Ø mm    inch		Outer Ø mm			
102 x 40	-	-	-	101,6	3 1/2	-	102	40	6
108 x 40	100	108	-	108	-	-	108	40	6
114 x 40	100	114	100	114,3	4	-	114	40	4
125 x 40	-	-	-	125	-	-	125	40	4
140 x 40	-	-	125	139,7	5	-	140	40	4
160 x 40	150	159	-	160	-	-	160	40	4
35 x 50	32	35	25	33,7	1	32	35	50	8
42 x 50	40	42	32	42,4	1 1/4	40	42	50	8
48 x 50	-	-	40	48,3	1 1/2	-	48	50	8
54 x 50	50	54	-	54	-	50	54	50	8
60 x 50	-	-	50	60,3	2	-	60	50	8
64 x 50	-	63	-	63,5	-	63	64	50	8
76 x 50	65	76,1	65	76,1	2 1/2	-	76	50	6
89 x 50	80	88,9	80	88,9	3	-	89	50	6
114 x 50	100	114	100	114,3	4	-	114	50	4
125 x 50	-	-	-	125	-	-	125	50	4