

CLIMAFLEX®

premium

MATERIAL	CLIMAFLEX® premium is a flexible insulating material made of foamed, closed-cell polyethylene.
LENGTH	2 m
THERMAL CONDUCTIVITY (EN ISO 8497)	0,036 W/mK at 0 °C 0,040 W/mK at 40 °C 0,045 W/mK at 70 °C
TEMPERATURE RANGE (EN 14707)	0 °C to +100 °C
FIRE PERFORMANCE (EN 13501-1)	Thickness 6 - 25 mm: B ₁ s1d0 Thickness 30 mm: D ₁ s1d0
APPLICATION AREA	Heating and plumbing

ADVANTAGES

- Professional thermal insulation for significant energy savings
- Improvement of the economic and ecological efficiency of the entire unit
- Sound absorbing insulation for acoustic comfort

See website for Declaration of performance: www.nmc-insulation.com



NMC (UK) LTD.

Tafarnaubach Industrial Estate · UK-NP22 3AA Tredegar, South Wales

Phone: +44 1495 713266 · Fax: +44 1495 713277

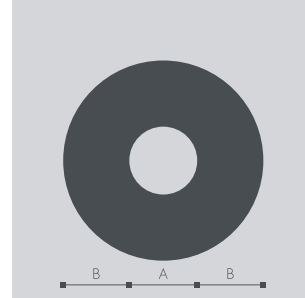
Email: enquiries@nmc-uk.com

www.nmc-insulation.com



PRODUCT RANGE


CLIMAFLEX® | premium



Type	Copper CU		Steel FE			Synthetics MSV & PEX	A mm	B mm	Pkg unit m
	NW	Outer Ø	NW	Outer Ø		Outer Ø			
	DN	mm	DN	mm	inch	mm			
15 x 6	10	15	8	13,5	1/4	-	15	6	440
18 x 6	15	18	10	17,2	3/8	16	18	6	400
22 x 6	20	22	15	21,3	1/2	20	22	6	320
28 x 6	25	28	20	26,9	3/4	25	28	6	250
35 x 6	32	35	25	33,7	1	32	35	6	180
15 x 9	10	15	8	13,5	1/4	-	15	9	380
18 x 9	15	18	10	17,2	3/8	16	18	9	330
20 x 9	-	-	-	-	-	-	20	9	260
22 x 9	20	22	15	21,3	1/2	20	22	9	250
25 x 9	20	25	-	25	-	25	25	9	200
28 x 9	25	28	20	26,9	3/4	25	28	9	190
32 x 9	-	-	-	-	-	32	32	9	160
35 x 9	32	35	25	33,7	1	32	35	9	150
42 x 9	40	42	32	42,4	1 1/4	40	42	9	110
48 x 9	-	-	40	48,3	1 1/2	-	48	9	90
54 x 9	50	54	-	54	-	50	54	9	70
60 x 9	-	-	50	60,3	2	63	60	9	66
63 x 9	-	64	-	63,5	-	63	63	9	66
76 x 9	65	76,1	65	76,1	2 1/2	76	79	9	48
89 x 9	80	88,9	80	88,9	3	90	89	9	40
15 x 13	10	15	8	13,5	1/4	-	15	13	256
18 x 13	15	18	10	17,2	3/8	16	18	13	220
22 x 13	20	22	15	21,3	1/2	20	22	13	180
28 x 13	25	28	20	26,9	3/4	25	28	13	140
35 x 13	32	35	25	33,7	1	32	35	13	120

PRODUCT RANGE

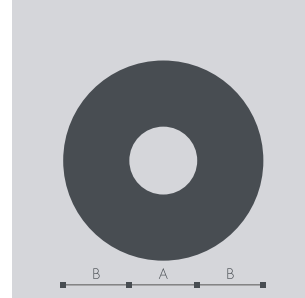
CLIMAFLEX® | premium



Type	Copper CU		Steel FE			Synthetics MSV & PEX	A mm	B mm	Pkg unit m
	NW	Outer Ø	NW	Outer Ø		Outer Ø			
	DN	mm	DN	mm	inch	mm			
42 x 13	40	42	32	42,4	1 1/4	40	42	13	90
48 x 13	-	-	40	48,3	1 1/2	-	48	13	70
54 x 13	50	54	-	54	-	50	54	13	66
60 x 13	-	-	50	60,3	2	63	60	13	48
63 x 13	-	64	-	63,5	-	63	63	13	48
76 x 13	65	76,1	65	76,1	2 1/2	75	76	13	40
89 x 13	80	88,9	80	88,9	3	90	89	13	30
102 x 13	-	-	-	101,6	3 1/2	-	102	13	24
108 x 13	100	108	-	108	-	-	108	13	22
114 x 13	100	114	100	114,3	4	110	114	13	22
125 x 13	-	-	-	125	-	-	125	13	16
15 x 20	10	15	8	13,5	1/4	-	15	20	134
18 x 20	15	18	10	17,2	3/8	16	18	20	126
22 x 20	20	22	15	21,3	1/2	20	22	20	108
28 x 20	25	28	20	26,9	3/4	25	28	20	96
35 x 20	32	35	25	33,7	1	32	35	20	70
42 x 20	40	42	32	42,4	1 1/4	40	42	20	60
48 x 20	-	-	40	48,3	1 1/2	-	48	20	48
54 x 20	50	54	-	54	-	50	54	20	48
60 x 20	-	-	50	60,3	2	63	60	20	40
63 x 20	-	64	-	63,5	-	63	63	20	40
76 x 20	65	76,1	65	76,1	2 1/2	75	76	20	26
89 x 20	80	88,9	80	88,9	3	90	89	20	24
102 x 20	-	-	-	101,6	3 1/2	-	102	20	20
108 x 20	100	108	-	108	-	-	108	20	20

PRODUCT RANGE

CLIMAFLEX® | premium



Type	Copper CU		Steel FE			Synthetics MSV & PEX	A mm	B mm	Pkg unit m
	NW	Outer Ø	NW	Outer Ø		Outer Ø			
	DN	mm	DN	mm	inch	mm			
114 x 20	100	114	100	114,3	4	110	114	20	14
125 x 20	-	-	-	125	-	-	125	20	12
15 x 25	10	15	8	13,5	1/4	-	15	25	90
18 x 25	15	18	10	17,2	3/8	16	18	25	90
22 x 25	20	22	15	21,3	1/2	20	22	25	70
28 x 25	25	28	20	26,9	3/4	25	28	25	66
35 x 25	32	35	25	33,7	1	32	35	25	56
42 x 25	40	42	32	42,4	1 1/4	40	42	25	48
48 x 25	-	-	40	48,3	1 1/2	-	48	25	40
60 x 25	-	-	50	60,3	2	63	60	25	30
76 x 25	65	76,1	65	76,1	2 1/2	75	76	25	24
89 x 25	80	88,9	80	88,9	3	90	89	25	16
114 x 25	100	114	100	114,3	4	110	114	25	12
22 x 30	20	22	15	21,3	1/2	20	22	30	60
28 x 30	25	28	20	26,9	3/4	25	28	30	54
35 x 30	32	35	25	33,7	1	32	35	30	48
42 x 30	40	42	32	42,4	1 1/4	40	42	30	40
48 x 30	-	-	40	48,3	1 1/2	-	48	30	32
54 x 30	50	54	-	54	-	50	54	30	28
60 x 30	-	-	50	60,3	2	63	60	30	24
63 x 30	-	64	-	63,5	-	63	63	30	24
76 x 30	65	76,1	65	76,1	2 1/2	75	76	30	22
89 x 30	80	88,9	80	88,9	3	90	89	30	18
114 x 30	100	114	100	114,3	4	110	114	30	12